

NetXen 10 Gb 2-Port Ethernet Expansion Card
for IBM BladeCenter



Installation Guide

NetXen 10 Gb 2-Port Ethernet Expansion Card
for IBM BladeCenter



Installation Guide

Note:

Before using this information and the product it supports, read the general information in Appendix B, "Warranty," on page 23 and Appendix C, "Notices," on page 47.

First Edition (January 2007)

© Copyright International Business Machines Corporation 2007. All rights reserved.
US Government Users Restricted Rights – Use, duplication or disclosure restricted by
GSA ADP Schedule Contract with IBM Corp.

Contents

Safety	v
Chapter 1. The NetXen 10 Gb 2-Port Ethernet Expansion Card	1
Specifications	3
Related documentation	4
Inventory checklist	5
Notices and statements in this document	5
Major components of the expansion card	6
High-speed switch module	6
Chapter 2. Installing an expansion card	7
Installation guidelines	7
System reliability guidelines	8
Handling static-sensitive devices.	9
Installing the expansion card on a blade server	10
Configuring a command session	11
Chapter 3. Updating the boot code and firmware and installing device drivers	13
Chapter 4. Parts listing	15
Chapter 5. Solving problems	17
Appendix A. Getting help and technical assistance	19
Before you call	19
Using the documentation.	19
Getting help and information from the World Wide Web	20
Software service and support	20
Hardware service and support	20
IBM Taiwan product service.	21
Appendix B. Warranty	23
IBM Statement of Limited Warranty Z125-4753-08 04/2004	23
Part 1 - General Terms.	23
Part 2 - Country-unique Terms	28
Part 3 - Warranty Information	43
Appendix C. Notices	47
Trademarks	48
Important notes	49
Product recycling and disposal	49

Battery return program	51
Electronic emission notices	52
Federal Communications Commission (FCC) statement.	52
Industry Canada Class A emission compliance statement	53
Australia and New Zealand Class A statement	53
United Kingdom telecommunications safety requirement	53
European Union EMC Directive conformance statement	53
Taiwanese Class A warning statement	54
Chinese Class A warning statement	54
Japanese Voluntary Control Council for Interference (VCCI) statement	54
Index	55

Safety

Before installing this product, read the Safety Information.

قبل تركيب هذا المنتج، يجب قراءة الملاحظات الأمنية

Antes de instalar este produto, leia as Informações de Segurança.

在安装本产品之前，请仔细阅读 **Safety Information** (安全信息)。

安裝本產品之前，請先閱讀「安全資訊」。

Prije instalacije ovog produkta obavezno pročitajte Sigurnosne Upute.

Před instalací tohoto produktu si přečtěte příručku bezpečnostních instrukcí.

Læs sikkerhedsforskrifterne, før du installerer dette produkt.

Lees voordat u dit product installeert eerst de veiligheidsvoorschriften.

Ennen kuin asennat tämän tuotteen, lue turvaohjeet kohdasta Safety Information.

Avant d'installer ce produit, lisez les consignes de sécurité.

Vor der Installation dieses Produkts die Sicherheitshinweise lesen.

Πριν εγκαταστήσετε το προϊόν αυτό, διαβάστε τις πληροφορίες ασφάλειας (safety information).

לפני שתתקינו מוצר זה, קראו את הוראות הבטיחות.

A termék telepítése előtt olvassa el a Biztonsági előírásokat!

Prima di installare questo prodotto, leggere le Informazioni sulla Sicurezza.

製品の設置の前に、安全情報をお読みください。

본 제품을 설치하기 전에 안전 정보를 읽으십시오.

Пред да се инсталира овој продукт, прочитајте информацијата за безбедност.

Les sikkerhetsinformasjonen (Safety Information) før du installerer dette produktet.

Przed zainstalowaniem tego produktu, należy zapoznać się z książką "Informacje dotyczące bezpieczeństwa" (Safety Information).

Antes de instalar este produto, leia as Informações sobre Segurança.

Перед установкой продукта прочтите инструкции по технике безопасности.

Pred inštaláciou tohto zariadenia si pečítajte Bezpečnostné predpisy.

Pred namestitvijo tega proizvoda preberite Varnostne informacije.

Antes de instalar este producto, lea la información de seguridad.

Läs säkerhetsinformationen innan du installerar den här produkten.

Important:

Each caution and danger statement in this document is labeled with a number. This number is used to cross reference an English-language caution or danger statement with translated versions of the caution or danger statement in the *Safety Information* document.

For example, if a caution statement is labeled "Statement 1," translations for that caution statement are in the *Safety Information* document under "Statement 1."

Be sure to read all caution and danger statements in this document before you perform the procedures. Read any additional safety information that comes with the server or optional device before you install the device.

Statement 1:



DANGER

Electrical current from power, telephone, and communication cables is hazardous.

To avoid a shock hazard:

- Do not connect or disconnect any cables or perform installation, maintenance, or reconfiguration of this product during an electrical storm.
- Connect all power cords to a properly wired and grounded electrical outlet.
- Connect to properly wired outlets any equipment that will be attached to this product.
- When possible, use one hand only to connect or disconnect signal cables.
- Never turn on any equipment when there is evidence of fire, water, or structural damage.
- Disconnect the attached power cords, telecommunications systems, networks, and modems before you open the device covers, unless instructed otherwise in the installation and configuration procedures.
- Connect and disconnect cables as described in the following table when installing, moving, or opening covers on this product or attached devices.

To Connect:

1. Turn everything OFF.
2. First, attach all cables to devices.
3. Attach signal cables to connectors.
4. Attach power cords to outlet.
5. Turn device ON.

To Disconnect:

1. Turn everything OFF.
2. First, remove power cords from outlet.
3. Remove signal cables from connectors.
4. Remove all cables from devices.

Statement 3:



CAUTION:

When laser products (such as CD-ROMs, DVD drives, fiber optic devices, or transmitters) are installed, note the following:



DANGER

Some laser products contain an embedded Class 3A or Class 3B laser diode. Note the following.

Laser radiation when open. Do not stare into the beam, do not view directly with optical instruments, and avoid direct exposure to the beam.



Class 1 Laser Product
Laser Klasse 1
Laser Class 1
Luokan 1 Laserlaite
Appareil À Laser de Classe 1

Statement 8:



CAUTION:

Never remove the cover on a power supply or any part that has the following label attached.



Hazardous voltage, current, and energy levels are present inside any component that has this label attached. There are no serviceable parts inside these components. If you suspect a problem with one of these parts, contact a service technician.

Chapter 1. The NetXen 10 Gb 2-Port Ethernet Expansion Card

This *Installation Guide* contains instructions for and information about:

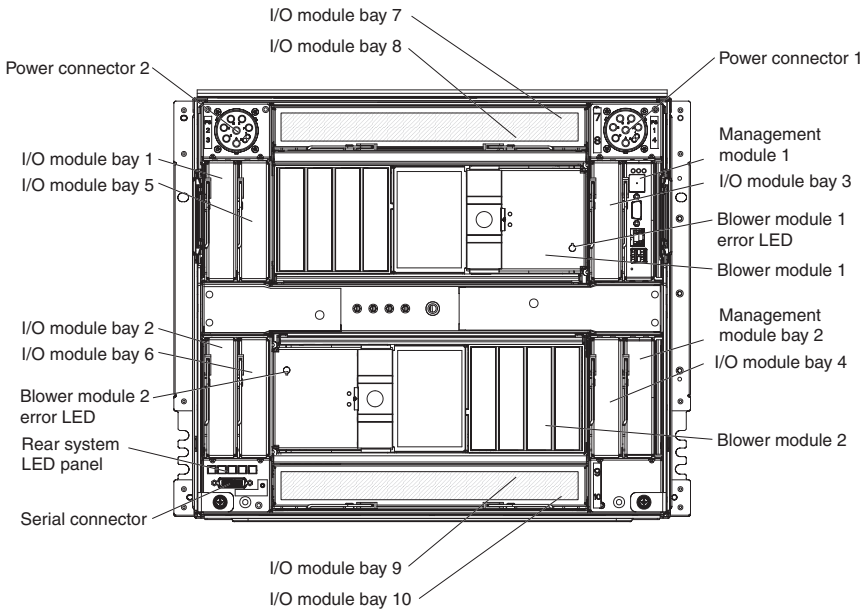
- Installing the NetXen 10 Gb 2-Port Ethernet Expansion Card for IBM® BladeCenter®
- Updating the firmware and device drivers of the NetXen 10 Gb 2-Port Ethernet Expansion Card for IBM BladeCenter
- Solving problems with the NetXen 10 Gb 2-Port Ethernet Expansion Card for IBM BladeCenter

For installation details, see Chapter 2, “Installing an expansion card,” on page 7. For additional information about Ethernet expansion cards and other BladeCenter components, see the BladeCenter documentation that comes with these devices.

To support each Nortel 10 Gb high-speed switch module (HSSM) that you install in the BladeCenter unit, you must also install a compatible, high-speed NetXen 10 Gb Ethernet expansion card in each blade server that you want to communicate with the HSSM. In this environment, the expansion card operates as a host channel adapter (HCA).

The NetXen 10 Gb 2-Port Ethernet Expansion Card for IBM BladeCenter is an Ethernet device. Communication signals are routed from the blade server through the high-speed connector on the I/O expansion card to I/O-module bays 7 and 9 in the BladeCenter unit. For the location of the blade server bays and to determine whether your blade server supports HSSMs, see the documentation that comes with the blade server. I/O-module bays 7 and 9 in the BladeCenter unit support HSSMs, such as the Nortel 10 Gb Ethernet Switch Module for IBM BladeCenter.

The following illustration shows an example of a BladeCenter unit with the I/O-module bays identified. In this BladeCenter unit, these bays are in the rear of the BladeCenter chassis. In a different BladeCenter unit, these bays might be in a different location.



Notes:

1. Throughout this document, the NetXen 10 Gb 2-Port Ethernet Expansion Card is referred to as the Ethernet expansion card, the expansion card, or the I/O expansion card.
2. Unless otherwise stated, references to the BladeCenter unit apply to all BladeCenter units that support high-speed I/O modules, such as the BladeCenter H unit.
3. The blade servers or BladeCenter units that are described or shown in this document might be different from your blade server or BladeCenter unit. For additional information, see the documentation that comes with your blade server or BladeCenter unit.
4. Changes are made periodically to the IBM Web site. Procedures for locating firmware and documentation might vary slightly from what is described in this document.
5. The illustrations in this document might differ slightly from your hardware.
6. Unless otherwise stated, references to the management module apply to the BladeCenter Advanced Management Module.

The I/O expansion card comes with a one-year limited warranty. For information about your warranty, see Appendix B, "Warranty," on page 23. You can obtain up-to-date information about the expansion card at <http://www.ibm.com/systems/bladecenter/>.

This *Installation Guide* and the most recent versions of other documents that provide detailed information about your BladeCenter unit, blade server, and available optional devices are provided in Portable Document Format (PDF) at <http://www.ibm.com/systems/support/> .

For service or assistance, see Appendix A, “Getting help and technical assistance,” on page 19.

Record information about the expansion card in the following table. The product name and serial number are on the identification label on the right side of the expansion card. You will need this information when you register the expansion card with IBM. You can register the expansion card at <http://www.ibm.com/support/mysupport/>.

Product name	NetXen 10 Gb 2-Port Ethernet Expansion Card for IBM BladeCenter
Model number	_____
Serial number	_____
Part number	_____
Media access control (MAC) address	_____

Specifications

For detailed information about the expansion-card hardware and software features, specifications, and standards, see the documentation that comes with your hardware.

Related documentation

This *Installation Guide* contains installation instructions for the expansion card and general information about the expansion card, including getting started, and how to get help.

Notes:

- The most recent versions of this *Installation Guide* and all other BladeCenter documentation are at <http://www.ibm.com/systems/support/>.
- Depending on your blade server model, additional documentation might be included on the IBM *BladeCenter Documentation* CD for the BladeCenter unit.

The following related documentation is available at <http://www.ibm.com/systems/support/>:

- *BladeCenter Problem Determination and Service Guide*
- *BladeCenter Hardware Maintenance Manual and Troubleshooting Guide*
- *BladeCenter Advanced Management Module Installation Guide* or *BladeCenter T Advanced Management Module Installation Guide*
- *IBM BladeCenter Management Module Command-Line Interface Reference Guide*
- *IBM BladeCenter Management Module User's Guide*
- *Installation and User's Guide* for the BladeCenter unit
- *Installation and User's Guide* for the blade server
- *Rack Installation Instructions*
- *Safety Information*
- *Ethernet Expansion Card for IBM BladeCenter Installation and User's Guide*
- *NetXen, Inc. Intelligent NIC Getting Started Guide*
- *Nortel 10 Gb Ethernet Switch Module for IBM BladeCenter Installation Guide*
- *Nortel 10 Gb Ethernet Switch Module for IBM BladeCenter Application Guide*
- *Nortel 10 Gb Ethernet Switch Module for IBM BladeCenter Browser Based Interface Quick Guide*
- *Nortel 10 Gb Ethernet Switch Module for IBM BladeCenter Command Reference*
- *Nortel 10 Gb Ethernet Switch Module for IBM BladeCenter ISCLI Reference*

In addition, you might have to review the *IBM Configuration and Options Guide*, which contains information about which SFP module and cable are required to connect the expansion card to other storage devices. This document is available in both HTML and PDF from <http://www.ibm.com/servers/eserver/xseries/cog/>.

For more information about documentation requirements, see “Using the documentation” on page 19.

Inventory checklist

Make sure that the shipping carton contains the following items:

- One NetXen 10 Gb 2-Port Ethernet Expansion Card for IBM BladeCenter
- The *NetXen 10 Gb 2-Port Ethernet Expansion Card for IBM BladeCenter Installation Guide* (this document)
- Safety flyer
- End User License Agreement

If any of these items are missing or damaged, contact your authorized reseller for replacement.

Notices and statements in this document

The caution and danger statements in this document are also in the multilingual *Safety Information* document, which is on the IBM *BladeCenter Documentation* CD for the BladeCenter unit. Each statement is numbered for reference to the corresponding statement in your language in the *Safety Information* document.

The following notices and statements are used in this document:

- **Note:** These notices provide important tips, guidance, or advice.
- **Important:** These notices provide information or advice that might help you avoid inconvenient or problem situations.
- **Attention:** These notices indicate potential damage to programs, devices, or data. An attention notice is placed just before the instruction or situation in which damage could occur.
- **Caution:** These statements indicate situations that can be potentially hazardous to you. A caution statement is placed just before the description of a potentially hazardous procedure step or situation.
- **Danger:** These statements indicate situations that can be potentially lethal or extremely hazardous to you. A danger statement is placed just before the description of a potentially lethal or extremely hazardous procedure step or situation.

Major components of the expansion card

The NX2031 chip provides a PCI-Express local bus interface and two completely independent 10 Gb serial Ethernet ports. Each port has a RISC processor, an integrated serializer/deserializer (SERDES), a receive DMA sequencer, a frame buffer, a five-channel DMA controller, and an internal memory interface in a single-chip solution.

High-speed switch module

You must install a compatible high-speed switch module (HSSM), such as a Nortel 10 Gb Ethernet Switch Module for IBM BladeCenter, in the BladeCenter unit when you install a NetXen 10 Gb 2-Port Ethernet Expansion Card in the blade server. For additional information, see Chapter 2, “Installing an expansion card,” on page 7.

For information about the types of compatible HSSMs for the IBM BladeCenter unit, contact your IBM marketing representative or authorized reseller. For a list of supported optional devices for the BladeCenter unit, see <http://www.ibm.com/servers/eserver/serverproven/compat/us/>.

For details about Nortel HSSM installation, configuration, and use, see the Nortel documentation that comes with the Nortel HSSM. This documentation is listed under “Related documentation” on page 4.

Chapter 2. Installing an expansion card

This chapter provides instructions for installing an expansion card in a blade server.

Depending on the type of BladeCenter unit that you are using, the BladeCenter unit supports a maximum of 10 or 14 expansion cards, that is, one expansion card per blade server.

Notes:

- For the locations of the BladeCenter unit I/O-module bays, see Chapter 1, “The NetXen 10 Gb 2-Port Ethernet Expansion Card,” on page 1.
- The blade servers or BladeCenter units that are described or shown in this document might be different from your blade server or BladeCenter unit. For additional information, see the documentation that comes with your blade server or BladeCenter unit.
- Configuration requirements for expansion cards, blade servers, and the BladeCenter unit might vary. You can obtain up-to-date information about these devices at <http://www.ibm.com/systems/bladecenter/>.

Installation guidelines

Before you install the expansion card in the blade server or the blade server in the BladeCenter unit, read the following information:

- Read the safety information that begins on page v, “Handling static-sensitive devices” on page 9, and the safety statements in the BladeCenter unit documentation. This information will help you work safely.
- Observe good housekeeping in the area where you are working. Place removed covers and other parts in a safe place.
- Blue on a component indicates touch points, where you can grip the component to remove it from or install it in the blade server or BladeCenter unit, open or close a latch, and so on.
- Orange on a component or an orange label on or near a component on the expansion card, blade server, or BladeCenter unit indicates that the component can be hot-swapped, which means that if the BladeCenter unit and operating system support hot-swap capability, you can remove or install the component while the BladeCenter unit is running. (Orange can also indicate touch points on hot-swap components.) See the instructions for removing or installing a specific hot-swap component for any additional procedures that you might have to perform before you remove or install the component.

- You do not have to turn off the BladeCenter unit to install or replace any of the hot-swap modules on the front or rear of the BladeCenter unit.
- When you are finished working on the blade server or BladeCenter unit, reinstall all safety shields, guards, labels, and ground wires.
- Make sure that you are using the latest versions of device drivers, firmware, and BIOS for your blade server, management module, and I/O modules that are used by the I/O expansion card. See <http://www.ibm.com/systems/support/> for the latest information about upgrading the device drivers and firmware for BladeCenter components. See the latest instructions in the documentation that comes with the updates.
- Make sure that a compatible high-speed switch module (HSSM) that supports Ethernet operation is installed in one or two of the applicable I/O-module bays (7 or 9) in the BladeCenter unit. If your blade server supports installation of one or more high-speed I/O expansion cards, you must install at least one HSSM that supports Ethernet operation in the BladeCenter unit when you install an I/O expansion card in the blade server. Installing a second identical HSSM that supports Ethernet operation in the BladeCenter unit provides a backup Ethernet HSSM in case one Ethernet HSSM fails. If HSSMs are installed in both I/O-module bays 7 and 9 in the BladeCenter unit, both HSSMs must be of the same type. For additional information about the applicable I/O-module bays and Ethernet HSSMs, see the installation instructions that come with the HSSMs, such as the *Nortel 10 Gb Ethernet Switch Module for IBM BladeCenter Installation Guide*.
- For a list of supported optional devices for the BladeCenter unit and other IBM products, see <http://www.ibm.com/servers/eserver/serverproven/compat/us/>.

For additional information, see the following BladeCenter documentation and the Nortel documentation that is listed in “Related documentation” on page 4:

- The *Installation and User’s Guide* for your blade server provides server-specific I/O expansion card installation requirements.
- The *Installation Guide* for your BladeCenter unit shows I/O-module bay locations.
- The *Nortel 10 Gb Ethernet Switch Module for IBM BladeCenter Installation Guide* provides installation and configuration instructions for the I/O module.

System reliability guidelines

To help ensure proper cooling, performance, and system reliability, make sure that the following requirements are met:

- Each of the module bays on the rear of the BladeCenter unit contains either a module or a filler module.
- A removed hot-swap module is replaced with an identical module or filler module within 1 minute of removal.

- A removed hot-swap blade server is replaced with another blade server or filler blade within 1 minute of removal.
- The ventilation areas on the sides of the blade server are not blocked.
- You have followed the reliability guidelines in the documentation that comes with the BladeCenter unit.

Cables are *not* required for the expansion card. If you must install cables for other BladeCenter optional devices, see the *IBM Configuration and Options Guide* at <http://www.ibm.com/servers/eserver/xseries/cog/>. If you must install cables for BladeCenter components, see the cable-routing information in the documentation that comes with the BladeCenter components and the cables.

Handling static-sensitive devices

Attention: Static electricity can damage the BladeCenter unit and other electronic devices. To avoid damage, keep static-sensitive devices in their static-protective packages until you are ready to install them.

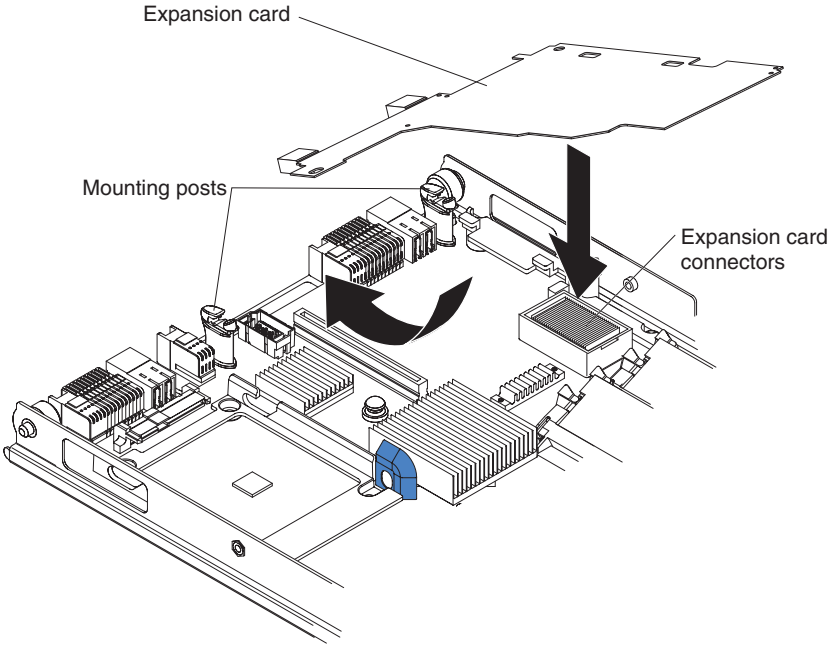
To reduce the possibility of electrostatic discharge, observe the following precautions:

- Limit your movement. Movement can cause static electricity to build up around you.
- Handle the device carefully, holding it by its edges or its frame.
- Do not touch solder joints, pins, or exposed printed circuitry.
- Do not leave the device where others can handle and damage it.
- While the device is still in its static-protective package, touch it to an *unpainted* metal surface of the BladeCenter unit chassis or an *unpainted* metal surface on any other grounded rack component in the rack that you are installing the device in for at least 2 seconds. This drains static electricity from the package and from your body.
- Remove the device from its package and install it directly into the BladeCenter unit without setting down the device. If it is necessary to set down the device, put it back into its static-protective package. Do not place the device on the BladeCenter unit or on a metal surface.
- Take additional care when you handle devices during cold weather. Heating reduces indoor humidity and increases static electricity.
- Some types of BladeCenter units come with electrostatic discharge (ESD) connectors. If the BladeCenter unit is equipped with an ESD connector, see the documentation that comes with the BladeCenter unit for using the ESD connector.

Installing the expansion card on a blade server

Read the safety information that begins on page v and “Installation guidelines” on page 7.

See the blade server or storage expansion unit documentation for detailed instructions for installing the I/O expansion card.



Configuring a command session

After you install the I/O expansion card, turn on the blade server; then, use the following list to determine how to set up a command session:

- If the blade server supports local console connection through the management-module switch control of the keyboard/video/mouse (KVM) to the blade server. See the *Installation and User's Guide* for the blade server for instructions.
- If the blade server does *not* support local console connection, see the *Installation and User's Guide* for the blade server for instructions for setting up a command session with the blade server.

Chapter 3. Updating the boot code and firmware and installing device drivers

After you install the I/O expansion card, make sure that the latest boot code and firmware are installed; then, install the device drivers.

Notes:

1. The supported operating systems vary, depending on:
 - The types of blade servers and other hardware that you are using
 - The software packages that you are using
2. For the latest information about supported operating systems, versions of device drivers, utilities, and documentation, see <http://www.ibm.com/systems/support/>.
3. This I/O expansion card does not require or support custom configuration.

The latest device drivers, utilities, documentation, and installation instructions for the following supported operating systems are provided at <http://www.ibm.com/systems/support/>:

- Microsoft® Windows® 2000 Advanced Server
- Microsoft Windows 2000 Server
- Microsoft Windows 2003 Server
- Microsoft Windows 2003 Enterprise Server
- Microsoft Windows 2003 Web Server
- Red Hat® Enterprise Linux® Version 3 Advanced Server
- Red Hat Enterprise Linux Version 3 Web Server
- Red Hat Enterprise Linux Version 3 Enterprise Server
- Red Hat Enterprise Linux Version 3 Advanced Server 64-bit
- Red Hat Enterprise Linux Version 3 Web Server 64-bit
- Red Hat Enterprise Linux Version 3 Enterprise Server 64-bit
- Red Hat Enterprise Linux Version 3 for POWER™
- Red Hat Enterprise Linux Version 4 Advanced Server
- Red Hat Enterprise Linux Version 4 Web Server
- Red Hat Enterprise Linux Version 4 Enterprise Server
- Red Hat Enterprise Linux Version 4 Advanced Server 64-bit
- Red Hat Enterprise Linux Version 4 Web Server 64-bit
- Red Hat Enterprise Linux Version 4 Enterprise Server 64-bit
- Red Hat Enterprise Linux Version 4 for POWER
- SUSE Linux Enterprise Server Version 9 (SLES 9)

- SUSE Linux Enterprise Server Version 9 64-bit (SLES 9)
- SUSE Linux Enterprise Server Version 9 for POWER
- SUSE Linux Enterprise Server Version 10 (SLES 10)
- SUSE Linux Enterprise Server Version 10 64-bit (SLES 10)
- SUSE Linux Enterprise Server Version 10 for POWER

Chapter 4. Parts listing

Replaceable components are of three types:

- **Tier 1 customer replaceable unit (CRU):** Replacement of Tier 1 CRUs is your responsibility. If IBM installs a Tier 1 CRU at your request, you will be charged for the installation.
- **Tier 2 customer replaceable unit (CRU):** You may install a Tier 2 CRU yourself or request IBM to install it, at no additional charge, under the type of warranty service that is designated for your server.
- **Field replaceable unit (FRU):** FRUs must be installed only by trained service technicians.

For information about the terms of the warranty, see Appendix B, “Warranty,” on page 23.

The replaceable component in the following table is a Tier 1 CRU. If other BladeCenter components require replacement, see the following documentation that comes with these devices:

- *BladeCenter Problem Determination and Service Guide or Hardware Maintenance Manual and Troubleshooting Guide*
- *Installation and User’s Guide or Installation Guide*

Part	CRU number
NetXen 10 Gb 2-Port Ethernet Expansion Card for IBM BladeCenter	39Y9269 (Tier 1 CRU)

Chapter 5. Solving problems

If you are having a problem with the expansion card, use the following information to help you determine the cause of the problem and the action to take. Additional troubleshooting and debugging procedures are available in the *Hardware Maintenance Manual and Troubleshooting Guide* or *Problem Determination Service Guide* for the blade server.

Make sure that you are using the latest versions of device drivers, firmware, and BIOS code for the blade server and management module. If the code is not at the latest level, the BladeCenter unit might not recognize the I/O expansion card and might not turn it on. See <http://www.ibm.com/systems/support/> for the latest information about upgrading the device drivers, firmware, and BIOS code for BladeCenter components. The instructions are in the documentation that comes with the updates.

To determine whether the installation problem is caused by the hardware, perform the following tasks:

- Make sure that the I/O expansion card is installed correctly. For additional information, see the documentation that comes with the blade server.
- Make sure that all peripheral devices that are connected to the I/O modules are correctly connected, turned on, operating correctly. For additional information, see the documentation that comes with these devices.

To determine whether the installation problem is caused by the software, perform the following tasks:

- Make sure that the correct device driver is installed. To download or get information about the latest supported device drivers, utilities, and documentation, see <http://www.ibm.com/systems/support/>. Also see the *Installation and User's Guide* for the blade server for additional information.
- Make sure that the BIOS code in the expansion card is at the latest level.
- Make sure that you are using the correct expansion-card NVRAM settings for the storage area network (SAN) and operating system.

To determine whether the installation problem is caused by the system configuration, check the blade server to ensure that it is configured correctly. For additional information, see the documentation that comes with the blade server and the BladeCenter unit.

If you still have a system configuration problem, see the documentation that comes with the BladeCenter unit, or contact your IBM technical-support representative to determine whether the system board in the blade server requires a special configuration.

Appendix A. Getting help and technical assistance

If you need help, service, or technical assistance or just want more information about IBM products, you will find a wide variety of sources available from IBM to assist you. This appendix contains information about where to go for additional information about IBM and IBM products, what to do if you experience a problem with your system, and whom to call for service, if it is necessary.

Before you call

Before you call, make sure that you have taken these steps to try to solve the problem yourself:

- Check all cables to make sure that they are connected.
- Check the power switches to make sure that the system and any optional devices are turned on.
- Use the troubleshooting information in your system documentation, and use the diagnostic tools that come with your system. Information about diagnostic tools is in the *Hardware Maintenance Manual and Troubleshooting Guide* or *Problem Determination and Service Guide* on the IBM Documentation CD that comes with your system.

Note: For some IntelliStation models, the *Hardware Maintenance Manual and Troubleshooting Guide* is available only from the IBM support Web site.

You can solve many problems without outside assistance by following the troubleshooting procedures that IBM provides in the online help or in the documentation that is provided with your IBM product. The documentation that comes with IBM systems also describes the diagnostic tests that you can perform. Most systems, operating systems, and programs come with documentation that contains troubleshooting procedures and explanations of error messages and error codes. If you suspect a software problem, see the documentation for the operating system or program.

Using the documentation

Information about your IBM system and preinstalled software, if any, or optional device is available in the documentation that comes with the product. That documentation can include printed documents, online documents, readme files, and help files. See the troubleshooting information in your system documentation for instructions for using the diagnostic programs. The troubleshooting information or the diagnostic programs might tell you that you need additional or updated device drivers or other software. IBM maintains pages on the World Wide Web where you can get the latest technical

information and download device drivers and updates. To access these pages, go to <http://www.ibm.com/systems/support/> and follow the instructions. Also, some documents are available through the IBM Publications Center at <http://www.ibm.com/shop/publications/order/>.

Getting help and information from the World Wide Web

On the World Wide Web, the IBM Web site has up-to-date information about IBM systems, optional devices, services, and support. The address for IBM System x™ and xSeries® information is <http://www.ibm.com/systems/x/>. The address for IBM BladeCenter information is <http://www.ibm.com/systems/bladecenter/>. The address for IBM IntelliStation® information is <http://www.ibm.com/intellistation/>.

You can find service information for IBM systems and optional devices at <http://www.ibm.com/systems/support/>.

Software service and support

Through IBM Support Line, you can get telephone assistance, for a fee, with usage, configuration, and software problems with System x and xSeries servers, BladeCenter products, IntelliStation workstations, and appliances. For information about which products are supported by Support Line in your country or region, see <http://www.ibm.com/services/sl/products/>.

For more information about Support Line and other IBM services, see <http://www.ibm.com/services/>, or see <http://www.ibm.com/planetwide/> for support telephone numbers. In the U.S. and Canada, call 1-800-IBM-SERV (1-800-426-7378).

Hardware service and support

You can receive hardware service through IBM Services or through your IBM reseller, if your reseller is authorized by IBM to provide warranty service. See <http://www.ibm.com/planetwide/> for support telephone numbers, or in the U.S. and Canada, call 1-800-IBM-SERV (1-800-426-7378).

In the U.S. and Canada, hardware service and support is available 24 hours a day, 7 days a week. In the U.K., these services are available Monday through Friday, from 9 a.m. to 6 p.m.

IBM Taiwan product service

台灣IBM 產品服務聯絡方式：
台灣國際商業機器股份有限公司
台北市松仁路7號3樓
電話：0800-016-888

IBM Taiwan product service contact information:

IBM Taiwan Corporation
3F, No 7, Song Ren Rd.
Taipei, Taiwan
Telephone: 0800-016-888

Appendix B. Warranty

IBM provides hardware warranty service for this product equivalent to that described in the IBM Statement of Limited Warranty (“SOLW”), a copy of which is included, notwithstanding the section entitled, “What this Warranty Does not Cover” of the SOLW. All references to “Machine” in the SOLW apply to this product (except for its firmware or accompanying software) for purposes of the warranty. References to “IBM’s Official Published Specifications” mean the specifications for the product designated by IBM. Any firmware or software included in or which accompanies this product is subject to the terms and conditions of the manufacturer’s end user license agreement.

IBM Statement of Limited Warranty Z125-4753-08 04/2004

Part 1 - General Terms

Part 1 - General Terms

*This Statement of Limited Warranty includes Part 1 - General Terms, Part 2 - Country-unique Terms, and Part 3 - Warranty Information. The terms of Part 2 replace or modify those of Part 1. The warranties provided by IBM in this Statement of Limited Warranty apply only to Machines you purchase for your use, and not for resale. The term “Machine” means an IBM machine, its features, conversions, upgrades, elements, or accessories, or any combination of them. The term “Machine” does not include any software programs, whether pre-loaded with the Machine, installed subsequently or otherwise. **Nothing in this Statement of Limited Warranty affects any statutory rights of consumers that cannot be waived or limited by contract.***

What this Warranty Covers

IBM warrants that each Machine 1) is free from defects in materials and workmanship and 2) conforms to IBM’s Official Published Specifications (“Specifications”) which are available on request. The warranty period for the Machine starts on the original Date of Installation and is specified in Part 3 - Warranty Information. The date on your invoice or sales receipt is the Date of Installation unless IBM or your reseller informs you otherwise. Many features, conversions, or upgrades involve the removal of parts and their return to IBM. A part that replaces a removed part will assume the warranty service status of the removed part. Unless IBM specifies otherwise, these warranties apply only in the country or region in which you purchased the Machine.

THESE WARRANTIES ARE YOUR EXCLUSIVE WARRANTIES AND REPLACE ALL OTHER WARRANTIES OR CONDITIONS, EXPRESS OR IMPLIED, INCLUDING, BUT NOT LIMITED TO, THE IMPLIED WARRANTIES OR CONDITIONS OF MERCHANTABILITY AND FITNESS FOR A PARTICULAR PURPOSE. SOME STATES OR JURISDICTIONS DO NOT ALLOW THE EXCLUSION OF EXPRESS OR IMPLIED WARRANTIES, SO THE ABOVE EXCLUSION MAY NOT APPLY TO YOU. IN THAT EVENT, SUCH WARRANTIES ARE LIMITED IN DURATION TO THE WARRANTY PERIOD. NO WARRANTIES APPLY AFTER THAT PERIOD. SOME STATES OR JURISDICTIONS DO NOT ALLOW LIMITATIONS ON HOW LONG AN IMPLIED WARRANTY LASTS, SO THE ABOVE LIMITATION MAY NOT APPLY TO YOU.

What this Warranty Does not Cover

This warranty does not cover the following:

- any software programs, whether pre-loaded or shipped with the Machine, or installed subsequently;
- failure resulting from misuse (including but not limited to use of any Machine capacity or capability, other than that authorized by IBM in writing), accident, modification, unsuitable physical or operating environment, or improper maintenance by you;
- failure caused by a product for which IBM is not responsible; and
- any non-IBM products, including those that IBM may procure and provide with or integrate into an IBM Machine at your request.

The warranty is voided by removal or alteration of identification labels on the Machine or its parts.

IBM does not warrant uninterrupted or error-free operation of a Machine.

Any technical or other support provided for a Machine under warranty, such as assistance with “how-to” questions and those regarding Machine set-up and installation, is provided **WITHOUT WARRANTIES OF ANY KIND**.

How to Obtain Warranty Service

If the Machine does not function as warranted during the warranty period, contact IBM or your reseller to obtain warranty service. If you do not register the Machine with IBM, you may be required to present proof of purchase as evidence of your entitlement to warranty service.

What IBM Will Do to Correct Problems

When you contact IBM for service, you must follow the problem determination and resolution procedures that IBM specifies. An initial diagnosis of your problem can be made either by a technician over the telephone or electronically by access to an IBM website.

The type of warranty service applicable to your Machine is specified in Part 3 - Warranty Information.

You are responsible for downloading and installing designated Machine Code (microcode, basic input/output system code (called "BIOS"), utility programs, device drivers, and diagnostics delivered with an IBM Machine) and other software updates from an IBM Internet Web site or from other electronic media, and following the instructions that IBM provides.

If your problem can be resolved with a Customer Replaceable Unit ("CRU") (e.g., keyboard, mouse, speaker, memory, hard disk drive), IBM will ship the CRU to you for you to install.

If the Machine does not function as warranted during the warranty period and your problem cannot be resolved over the telephone or electronically, through your application of Machine Code or software updates, or with a CRU, IBM or your reseller, if approved by IBM to provide warranty service, will either, at its discretion, 1) repair it to make it function as warranted, or 2) replace it with one that is at least functionally equivalent. If IBM is unable to do either, you may return the Machine to your place of purchase and your money will be refunded.

IBM or your reseller will also manage and install selected engineering changes that apply to the Machine.

Exchange of a Machine or Part

When the warranty service involves the exchange of a Machine or part, the item IBM or your reseller replaces becomes its property and the replacement becomes yours. You represent that all removed items are genuine and unaltered. The replacement may not be new, but will be in good working order and at least functionally equivalent to the item replaced. The replacement assumes the warranty service status of the replaced item.

Your Additional Responsibilities

Before IBM or your reseller exchanges a Machine or part, you agree to remove all features, parts, options, alterations, and attachments not under warranty service.

You also agree to:

1. ensure that the Machine is free of any legal obligations or restrictions that prevent its exchange;
2. obtain authorization from the owner to have IBM or your reseller service a Machine that you do not own; and
3. where applicable, before service is provided:
 - a. follow the service request procedures that IBM or your reseller provides;
 - b. backup or secure all programs, data, and funds contained in the Machine;
 - c. provide IBM or your reseller with sufficient, free, and safe access to your facilities to permit IBM to fulfill its obligations; and
 - d. inform IBM or your reseller of changes in the Machine's location.
4. (a) ensure all information about identified or identifiable individuals (Personal Data) is deleted from the Machine (to the extent technically possible), (b) allow IBM, your reseller or an IBM supplier to process on your behalf any remaining Personal Data as IBM or your reseller considers necessary to fulfill its obligations under this Statement of Limited Warranty (which may include shipping the Machine for such processing to other IBM service locations around the world), and (c) ensure that such processing complies with any laws applicable to such Personal Data.

Limitation of Liability

IBM is responsible for loss of, or damage to, your Machine only while it is 1) in IBM's possession or 2) in transit in those cases where IBM is responsible for the transportation charges.

Neither IBM nor your reseller are responsible for any of your confidential, proprietary or personal information contained in a Machine which you return to IBM for any reason. You should remove all such information from the Machine prior to its return.

Circumstances may arise where, because of a default on IBM's part or other liability, you are entitled to recover damages from IBM. In each such instance, regardless of the basis on which you are entitled to claim damages from IBM (including fundamental breach, negligence, misrepresentation, or other contract or tort claim), except for any liability that cannot be waived or limited by applicable laws, IBM is liable for no more than

1. damages for bodily injury (including death) and damage to real property and tangible personal property; and
2. the amount of any other actual direct damages, up to the charges (if recurring, 12 months' charges apply) for the Machine that is subject of the claim. For purposes of this item, the term "Machine" includes Machine Code and Licensed Internal Code ("LIC").

This limit also applies to IBM's suppliers and your reseller. It is the maximum for which IBM, its suppliers, and your reseller are collectively responsible.

UNDER NO CIRCUMSTANCES IS IBM, ITS SUPPLIERS OR RESELLERS LIABLE FOR ANY OF THE FOLLOWING EVEN IF INFORMED OF THEIR POSSIBILITY: 1) THIRD PARTY CLAIMS AGAINST YOU FOR DAMAGES (OTHER THAN THOSE UNDER THE FIRST ITEM LISTED ABOVE); 2) LOSS OF, OR DAMAGE TO, DATA; 3) SPECIAL, INCIDENTAL, OR INDIRECT DAMAGES OR FOR ANY ECONOMIC CONSEQUENTIAL DAMAGES; OR 4) LOST PROFITS, BUSINESS REVENUE, GOODWILL OR ANTICIPATED SAVINGS. SOME STATES OR JURISDICTIONS DO NOT ALLOW THE EXCLUSION OR LIMITATION OF INCIDENTAL OR CONSEQUENTIAL DAMAGES, SO THE ABOVE LIMITATION OR EXCLUSION MAY NOT APPLY TO YOU. SOME STATES OR JURISDICTIONS DO NOT ALLOW LIMITATIONS ON HOW LONG AN IMPLIED WARRANTY LASTS, SO THE ABOVE LIMITATION MAY NOT APPLY TO YOU.

Governing Law

Both you and IBM consent to the application of the laws of the country in which you acquired the Machine to govern, interpret, and enforce all of your and IBM's rights, duties, and obligations arising from, or relating in any manner to, the subject matter of this Statement of Limited Warranty, without regard to conflict of law principles.

THESE WARRANTIES GIVE YOU SPECIFIC LEGAL RIGHTS AND YOU MAY ALSO HAVE OTHER RIGHTS WHICH VARY FROM STATE TO STATE OR JURISDICTION TO JURISDICTION.

Jurisdiction

All of our rights, duties, and obligations are subject to the courts of the country in which you acquired the Machine.

Part 2 - Country-unique Terms

AMERICAS

ARGENTINA

Jurisdiction: *The following is added after the first sentence:*

Any litigation arising from this Statement of Limited Warranty will be settled exclusively by the Ordinary Commercial Court of the city of Buenos Aires.

BOLIVIA

Jurisdiction: *The following is added after the first sentence:*

Any litigation arising from this Statement of Limited Warranty will be settled exclusively by the courts of the city of La Paz.

BRAZIL

Jurisdiction: *The following is added after the first sentence:*

Any litigation arising from this Statement of Limited Warranty will be settled exclusively by the court of Rio de Janeiro, RJ.

CHILE

Jurisdiction: *The following is added after the first sentence:*

Any litigation arising from this Statement of Limited Warranty will be settled exclusively by the Civil Courts of Justice of Santiago.

COLOMBIA

Jurisdiction: *The following is added after the first sentence:*

Any litigation arising from this Statement of Limited Warranty will be settled exclusively by the Judges of the Republic of Colombia.

EQUADOR

Jurisdiction: *The following is added after the first sentence:*

Any litigation arising from this Statement of Limited Warranty will be settled exclusively by the Judges of Quito.

MEXICO

Jurisdiction: *The following is added after the first sentence:*

Any litigation arising from this Statement of Limited Warranty will be settled exclusively by the Federal Courts of Mexico City, Federal District.

PARAGUAY

Jurisdiction: *The following is added after the first sentence:*

Any litigation arising from this Statement of Limited Warranty will be settled exclusively by the courts of the city of Asuncion.

PERU

Limitation of Liability: *The following is added at the end of this section:*

In accordance with Article 1328 of the Peruvian Civil Code the limitations and exclusions specified in this section will not apply to damages caused by IBM's willful misconduct ("dolo") or gross negligence ("culpa inexcusable").

URUGUAY

Jurisdiction: *The following is added after the first sentence:*

Any litigation arising from this Statement of Limited Warranty will be settled exclusively by the City of Montevideo Court's Jurisdiction.

VENEZUELA

Jurisdiction: *The following is added after the first sentence:*

Any litigation arising from this Statement of Limited Warranty will be settled exclusively by the Courts of the Metropolitan Area Of the City of Caracas.

NORTH AMERICA

How to Obtain Warranty Service: *The following is added to this Section:*

To obtain warranty service from IBM in Canada or the United States, call 1-800-IBM-SERV (426-7378).

CANADA

Limitation of Liability: *The following replaces item 1 of this section:*

1. damages for bodily injury (including death) or physical harm to real property and tangible personal property caused by IBM's negligence; and

Governing Law: *The following replaces "laws of the country in which you acquired the Machine" in the first sentence:*

laws in the Province of Ontario.

UNITED STATES

Governing Law: *The following replaces "laws of the country in which you acquired the Machine" in the first sentence:*

laws of the State of New York.

ASIA PACIFIC

AUSTRALIA

What this Warranty Covers: *The following paragraph is added to this section:*

The warranties specified in this Section are in addition to any rights you may have under the Trade Practices Act 1974 or other similar legislation and are only limited to the extent permitted by the applicable legislation.

Limitation of Liability: *The following is added to this section:*

Where IBM is in breach of a condition or warranty implied by the Trade Practices Act 1974 or other similar legislation, IBM's liability is limited to the repair or replacement of the goods or the supply of equivalent goods. Where that condition or warranty relates to right to sell, quiet possession or clear title, or the goods are of a kind ordinarily acquired for personal, domestic or household use or consumption, then none of the limitations in this paragraph apply.

Governing Law: *The following replaces "laws of the country in which you acquired the Machine" in the first sentence:*

laws of the State or Territory.

CAMBODIA AND LAOS

Governing Law: *The following replaces "laws of the country in which you acquired the Machine" in the first sentence:*

laws of the State of New York, United States of America.

CAMBODIA, INDONESIA, AND LAOS

Arbitration: *The following is added under this heading:*

Disputes arising out of or in connection with this Statement of Limited Warranty shall be finally settled by arbitration which shall be held in Singapore in accordance with the Arbitration Rules of Singapore International Arbitration Center (“SIAC Rules”) then in effect. The arbitration award shall be final and binding for the parties without appeal and shall be in writing and set forth the findings of fact and the conclusions of law.

The number of arbitrators shall be three, with each side to the dispute being entitled to appoint one arbitrator. The two arbitrators appointed by the parties shall appoint a third arbitrator who shall act as chairman of the proceedings. Vacancies in the post of chairman shall be filled by the president of the SIAC. Other vacancies shall be filled by the respective nominating party. Proceedings shall continue from the stage they were at when the vacancy occurred.

If one of the parties refuses or otherwise fails to appoint an arbitrator within 30 days of the date the other party appoints its, the first appointed arbitrator shall be the sole arbitrator, provided that the arbitrator was validly and properly appointed.

All proceedings shall be conducted, including all documents presented in such proceedings, in the English language. The English language version of this Statement of Limited Warranty prevails over any other language version.

HONG KONG S.A.R. OF CHINA AND MACAU S.A.R. OF CHINA

Governing Law: *The following replaces “laws of the country in which you acquired the Machine” in the first sentence:*

laws of Hong Kong Special Administrative Region of China.

INDIA

Limitation of Liability: *The following replaces items 1 and 2 of this section:*

1. liability for bodily injury (including death) or damage to real property and tangible personal property will be limited to that caused by IBM’s negligence; and
2. as to any other actual damage arising in any situation involving nonperformance by IBM pursuant to, or in any way related to the subject of this Statement of Limited Warranty, the charge paid by you for the individual Machine that is the subject of the claim. For purposes of this item, the term “Machine” includes Machine Code and Licensed Internal Code (“LIC”).

Arbitration: *The following is added under this heading:*

Disputes arising out of or in connection with this Statement of Limited Warranty shall be finally settled by arbitration which shall be held in Bangalore, India in accordance with the laws of India then in effect. The arbitration award shall be final and binding for the parties without appeal and shall be in writing and set forth the findings of fact and the conclusions of law.

The number of arbitrators shall be three, with each side to the dispute being entitled to appoint one arbitrator. The two arbitrators appointed by the parties shall appoint a third arbitrator who shall act as chairman of the proceedings. Vacancies in the post of chairman shall be filled by the president of the Bar Council of India. Other vacancies shall be filled by the respective nominating party. Proceedings shall continue from the stage they were at when the vacancy occurred.

If one of the parties refuses or otherwise fails to appoint an arbitrator within 30 days of the date the other party appoints its, the first appointed arbitrator shall be the sole arbitrator, provided that the arbitrator was validly and properly appointed.

All proceedings shall be conducted, including all documents presented in such proceedings, in the English language. The English language version of this Statement of Limited Warranty prevails over any other language version.

JAPAN

Governing Law: *The following sentence is added to this section:*

Any doubts concerning this Statement of Limited Warranty will be initially resolved between us in good faith and in accordance with the principle of mutual trust.

MALAYSIA

Limitation of Liability: *The word "SPECIAL" in item 3 of the fifth paragraph is deleted.*

NEW ZEALAND

What this Warranty Covers: *The following paragraph is added to this section:*

The warranties specified in this section are in addition to any rights you may have under the Consumer Guarantees Act 1993 or other legislation which cannot be excluded or limited. The Consumer Guarantees Act 1993 will not apply in respect of any goods which IBM provides, if you require the goods for the purposes of a business as defined in that Act.

Limitation of Liability: *The following is added to this section:*

Where Machines are not acquired for the purposes of a business as defined in the Consumer Guarantees Act 1993, the limitations in this section are subject to the limitations in that Act.

PEOPLE'S REPUBLIC OF CHINA (PRC)

Governing Law: *The following replaces "laws of the country in which you acquired the Machine" in the first sentence:*

laws of the State of New York, United States of America (except when local law requires otherwise).

PHILIPPINES

Limitation of Liability: *Item 3 in the fifth paragraph is replaced by the following:*

SPECIAL (INCLUDING NOMINAL AND EXEMPLARY DAMAGES), MORAL, INCIDENTAL, OR INDIRECT DAMAGES FOR ANY ECONOMIC CONSEQUENTIAL DAMAGES; OR

Arbitration: *The following is added under this heading:*

Disputes arising out of or in connection with this Statement of Limited Warranty shall be finally settled by arbitration which shall be held in Metro Manila, Philippines in accordance with the laws of the Philippines then in effect. The arbitration award shall be final and binding for the parties without appeal and shall be in writing and set forth the findings of fact and the conclusions of law.

The number of arbitrators shall be three, with each side to the dispute being entitled to appoint one arbitrator. The two arbitrators appointed by the parties shall appoint a third arbitrator who shall act as chairman of the proceedings. Vacancies in the post of chairman shall be filled by the president of the Philippine Dispute Resolution Center, Inc. Other vacancies shall be filled by the respective nominating party. Proceedings shall continue from the stage they were at when the vacancy occurred.

If one of the parties refuses or otherwise fails to appoint an arbitrator within 30 days of the date the other party appoints its, the first appointed arbitrator shall be the sole arbitrator, provided that the arbitrator was validly and properly appointed.

All proceedings shall be conducted, including all documents presented in such proceedings, in the English language. The English language version of this Statement of Limited Warranty prevails over any other language version.

SINGAPORE

Limitation of Liability: *The words “SPECIAL” and “ECONOMIC” in item 3 in the fifth paragraph are deleted.*

EUROPE, MIDDLE EAST, AFRICA (EMEA)

THE FOLLOWING TERMS APPLY TO ALL EMEA COUNTRIES:

The terms of this Statement of Limited Warranty apply to Machines purchased from IBM or an IBM reseller.

How to Obtain Warranty Service:

*Add the following paragraph in **Western Europe** (Andorra, Austria, Belgium, Cyprus, Czech Republic, Denmark, Estonia, Finland, France, Germany, Greece, Hungary, Iceland, Ireland, Italy, Latvia, Liechtenstein, Lithuania, Luxembourg, Malta, Monaco, Netherlands, Norway, Poland, Portugal, San Marino, Slovakia, Slovenia, Spain, Sweden, Switzerland, United Kingdom, Vatican State, and any country subsequently added to the European Union, as from the date of accession):*

The warranty for Machines acquired in Western Europe shall be valid and applicable in all Western Europe countries provided the Machines have been announced and made available in such countries.

If you purchase a Machine in one of the Western European countries, as defined above, you may obtain warranty service for that Machine in any of those countries from either (1) an IBM reseller approved to perform warranty service or (2) from IBM, provided the Machine has been announced and made available by IBM in the country in which you wish to obtain service.

If you purchased a Personal Computer Machine in Albania, Armenia, Belarus, Bosnia and Herzegovina, Bulgaria, Croatia, Czech Republic, Georgia, Hungary, Kazakhstan, Kyrgyzstan, Federal Republic of Yugoslavia, Former Yugoslav Republic of Macedonia (FYROM), Moldova, Poland, Romania, Russia, Slovak Republic, Slovenia, or Ukraine, you may obtain warranty service for that Machine in any of those countries from either (1) an IBM reseller approved to perform warranty service or (2) from IBM.

If you purchase a Machine in a Middle Eastern or African country, you may obtain warranty service for that Machine from the IBM entity within the country of purchase, if that IBM entity provides warranty service in that country, or from an IBM reseller, approved by IBM to perform warranty service on that Machine in that country. Warranty service in Africa is available within 50 kilometers of an IBM approved service provider. You are responsible for transportation costs for Machines located outside 50 kilometers of an IBM approved service provider.

Governing Law:

The phrase “the laws of the country in which you acquired the Machine” is replaced by:

- 1) “the laws of Austria” in **Albania, Armenia, Azerbaijan, Belarus, Bosnia-Herzegovina, Bulgaria, Croatia, Georgia, Hungary, Kazakhstan, Kyrgyzstan, FYR Macedonia, Moldova, Poland, Romania, Russia, Slovakia, Slovenia, Tajikistan, Turkmenistan, Ukraine, Uzbekistan, and FR Yugoslavia;**
- 2) “the laws of France” in **Algeria, Benin, Burkina Faso, Cameroon, Cape Verde, Central African Republic, Chad, Comoros, Congo Republic, Djibouti, Democratic Republic of Congo, Equatorial Guinea, French Guiana, French Polynesia, Gabon, Gambia, Guinea, Guinea-Bissau, Ivory Coast, Lebanon, Madagascar, Mali, Mauritania, Mauritius, Mayotte, Morocco, New Caledonia, Niger, Reunion, Senegal, Seychelles, Togo, Tunisia, Vanuatu, and Wallis & Futuna;**
- 3) “the laws of Finland” in **Estonia, Latvia, and Lithuania;**
- 4) “the laws of England” in **Angola, Bahrain, Botswana, Burundi, Egypt, Eritrea, Ethiopia, Ghana, Jordan, Kenya, Kuwait, Liberia, Malawi, Malta, Mozambique, Nigeria, Oman, Pakistan, Qatar, Rwanda, Sao Tome, Saudi Arabia, Sierra Leone, Somalia, Tanzania, Uganda, United Arab Emirates, the United Kingdom, West Bank/Gaza, Yemen, Zambia, and Zimbabwe;** and
- 5) “the laws of South Africa” in **South Africa, Namibia, Lesotho and Swaziland.**

Jurisdiction: *The following exceptions are added to this section:*

- 1) **In Austria** the choice of jurisdiction for all disputes arising out of this Statement of Limited Warranty and relating thereto, including its existence, will be the competent court of law in Vienna, Austria (Inner-City);
- 2) **in Angola, Bahrain, Botswana, Burundi, Egypt, Eritrea, Ethiopia, Ghana, Jordan, Kenya, Kuwait, Liberia, Malawi, Malta, Mozambique, Nigeria, Oman, Pakistan, Qatar, Rwanda, Sao Tome, Saudi Arabia, Sierra Leone, Somalia, Tanzania, Uganda, United Arab Emirates, West Bank/Gaza, Yemen, Zambia, and Zimbabwe** all disputes arising out of this Statement of Limited Warranty or related to its execution, including summary proceedings, will be submitted to the exclusive jurisdiction of the English courts;
- 3) **in Belgium and Luxembourg**, all disputes arising out of this Statement of Limited Warranty or related to its interpretation or its execution, the law, and the courts of the capital city, of the country of your registered office and/or commercial site location only are competent;
- 4) **in France, Algeria, Benin, Burkina Faso, Cameroon, Cape Verde, Central African Republic, Chad, Comoros, Congo Republic, Djibouti, Democratic Republic of Congo, Equatorial Guinea, French Guiana, French Polynesia, Gabon, Gambia, Guinea, Guinea-Bissau, Ivory Coast, Lebanon, Madagascar, Mali, Mauritania, Mauritius, Mayotte, Morocco, New Caledonia, Niger, Reunion, Senegal, Seychelles, Togo, Tunisia, Vanuatu, and Wallis & Futuna** all disputes arising out of this Statement of Limited Warranty or related to its violation or execution, including summary proceedings, will be settled exclusively by the Commercial Court of Paris;
- 5) **in**

Russia, all disputes arising out of or in relation to the interpretation, the violation, the termination, the nullity of the execution of this Statement of Limited Warranty shall be settled by Arbitration Court of Moscow; 6) **in South Africa, Namibia, Lesotho and Swaziland**, both of us agree to submit all disputes relating to this Statement of Limited Warranty to the jurisdiction of the High Court in Johannesburg; 7) **in Turkey** all disputes arising out of or in connection with this Statement of Limited Warranty shall be resolved by the Istanbul Central (Sultanahmet) Courts and Execution Directorates of Istanbul, the Republic of Turkey; 8) in each of the following specified countries, any legal claim arising out of this Statement of Limited Warranty will be brought before, and settled exclusively by, the competent court of a) Athens for **Greece**, b) Tel Aviv-Jaffa for **Israel**, c) Milan for **Italy**, d) Lisbon for **Portugal**, and e) Madrid for **Spain**; and 9) **in the United Kingdom**, both of us agree to submit all disputes relating to this Statement of Limited Warranty to the jurisdiction of the English courts.

Arbitration: *The following is added under this heading:*

In Albania, Armenia, Azerbaijan, Belarus, Bosnia-Herzegovina, Bulgaria, Croatia, Georgia, Hungary, Kazakhstan, Kyrgyzstan, FYR Macedonia, Moldova, Poland, Romania, Russia, Slovakia, Slovenia, Tajikistan, Turkmenistan, Ukraine, Uzbekistan, and FR Yugoslavia all disputes arising out of this Statement of Limited Warranty or related to its violation, termination or nullity will be finally settled under the Rules of Arbitration and Conciliation of the International Arbitral Center of the Federal Economic Chamber in Vienna (Vienna Rules) by three arbitrators appointed in accordance with these rules. The arbitration will be held in Vienna, Austria, and the official language of the proceedings will be English. The decision of the arbitrators will be final and binding upon both parties. Therefore, pursuant to paragraph 598 (2) of the Austrian Code of Civil Procedure, the parties expressly waive the application of paragraph 595 (1) figure 7 of the Code. IBM may, however, institute proceedings in a competent court in the country of installation.

In Estonia, Latvia and Lithuania all disputes arising in connection with this Statement of Limited Warranty will be finally settled in arbitration that will be held in Helsinki, Finland in accordance with the arbitration laws of Finland then in effect. Each party will appoint one arbitrator. The arbitrators will then jointly appoint the chairman. If arbitrators cannot agree on the chairman, then the Central Chamber of Commerce in Helsinki will appoint the chairman.

EUROPEAN UNION (EU)

THE FOLLOWING TERMS APPLY TO ALL EU COUNTRIES:

The warranty for Machines acquired in EU countries is valid and applicable in all EU countries provided the Machines have been announced and made available in such countries.

How to Obtain Warranty Service: *The following is added to this section:*

To obtain warranty service from IBM in EU countries, see the telephone listing in Part 3 - Warranty Information.

You may contact IBM at the following address:

IBM Warranty & Service Quality Dept.
PO Box 30
Spango Valley
Greenock
Scotland PA16 0AH

CONSUMERS

Consumers have legal rights under applicable national legislation governing the sale of consumer goods. Such rights are not affected by the warranties provided in this Statement of Limited Warranty.

AUSTRIA, DENMARK, FINLAND, GREECE, ITALY, NETHERLANDS, NORWAY, PORTUGAL, SPAIN, SWEDEN AND SWITZERLAND

Limitation of Liability: *The following replaces the terms of this section in its entirety:*

Except as otherwise provided by mandatory law:

1. IBM's liability for any damages and losses that may arise as a consequence of the fulfillment of its obligations under or in connection with this Statement of Limited Warranty or due to any other cause related to this Statement of Limited Warranty is limited to the compensation of only those damages and losses proved and actually arising as an immediate and direct consequence of the non-fulfillment of such obligations (if IBM is at fault) or of such cause, for a maximum amount equal to the charges you paid for the Machine. For purposes of this item, the term "Machine" includes Machine Code and Licensed Internal Code ("LIC").

The above limitation shall not apply to damages for bodily injuries (including death) and damages to real property and tangible personal property for which IBM is legally liable.

2. **UNDER NO CIRCUMSTANCES IS IBM, ITS SUPPLIERS OR RESELLERS LIABLE FOR ANY OF THE FOLLOWING, EVEN IF INFORMED OF THEIR POSSIBILITY: 1) LOSS OF, OR DAMAGE TO, DATA; 2) INCIDENTAL OR INDIRECT DAMAGES, OR FOR ANY ECONOMIC CONSEQUENTIAL DAMAGES; 3) LOST PROFITS, EVEN IF THEY ARISE AS AN IMMEDIATE CONSEQUENCE OF THE EVENT THAT GENERATED THE DAMAGES; OR 4) LOSS OF BUSINESS, REVENUE, GOODWILL, OR ANTICIPATED SAVINGS.**

FRANCE AND BELGIUM

Limitation of Liability: *The following replaces the terms of this section in its entirety:*

Except as otherwise provided by mandatory law:

1. IBM's liability for any damages and losses that may arise as a consequence of the fulfillment of its obligations under or in connection with this Statement of Limited Warranty is limited to the compensation of only those damages and losses proved and actually arising as an immediate and direct consequence of the non-fulfillment of such obligations (if IBM is at fault), for a maximum amount equal to the charges you paid for the Machine that has caused the damages. For purposes of this item, the term "Machine" includes Machine Code and Licensed Internal Code ("LIC").

The above limitation shall not apply to damages for bodily injuries (including death) and damages to real property and tangible personal property for which IBM is legally liable.

2. **UNDER NO CIRCUMSTANCES IS IBM, ITS SUPPLIERS OR RESELLERS LIABLE FOR ANY OF THE FOLLOWING, EVEN IF INFORMED OF THEIR POSSIBILITY: 1) LOSS OF, OR DAMAGE TO, DATA; 2) INCIDENTAL OR INDIRECT DAMAGES, OR FOR ANY ECONOMIC CONSEQUENTIAL DAMAGES; 3) LOST PROFITS, EVEN IF THEY ARISE AS AN IMMEDIATE CONSEQUENCE OF THE EVENT THAT GENERATED THE DAMAGES; OR 4) LOSS OF BUSINESS, REVENUE, GOODWILL, OR ANTICIPATED SAVINGS.**

THE FOLLOWING TERMS APPLY TO THE COUNTRY SPECIFIED:

AUSTRIA

The provisions of this Statement of Limited Warranty replace any applicable statutory warranties.

What this Warranty Covers: *The following replaces the first sentence of the first paragraph of this section:*

The warranty for an IBM Machine covers the functionality of the Machine for its normal use and the Machine's conformity to its Specifications.

The following paragraphs are added to this section:

The limitation period for consumers in action for breach of warranty is the statutory period as a minimum. In case IBM or your reseller is unable to repair an IBM Machine, you can alternatively ask for a partial refund as far as justified by the reduced value of the unrepaired Machine or ask for a cancellation of the respective agreement for such Machine and get your money refunded.

The second paragraph does not apply.

What IBM Will Do to Correct Problems: *The following is added to this section:*

During the warranty period, IBM will reimburse you for the transportation charges for the delivery of the failing Machine to IBM.

Limitation of Liability: *The following paragraph is added to this section:*

The limitations and exclusions specified in the Statement of Limited Warranty will not apply to damages caused by IBM with fraud or gross negligence and for express warranty.

The following sentence is added to the end of item 2:

IBM's liability under this item is limited to the violation of essential contractual terms in cases of ordinary negligence.

EGYPT

Limitation of Liability: *The following replaces item 2 in this section:*

as to any other actual direct damages, IBM's liability will be limited to the total amount you paid for the Machine that is the subject of the claim. For purposes of this item, the term "Machine" includes Machine Code and Licensed Internal Code ("LIC").

Applicability of suppliers and resellers (unchanged).

FRANCE

Limitation of Liability: *The following replaces the second sentence of the first paragraph of this section:*

In such instances, regardless of the basis on which you are entitled to claim damages from IBM, IBM is liable for no more than: (items 1 and 2 unchanged).

GERMANY

What this Warranty Covers: *The following replaces the first sentence of the first paragraph of this section:*

The warranty for an IBM Machine covers the functionality of the Machine for its normal use and the Machine's conformity to its Specifications.

The following paragraphs are added to this section:

The minimum warranty period for Machines is twelve months. In case IBM or your reseller is unable to repair an IBM Machine, you can alternatively ask for a partial refund as far as justified by the reduced value of the unrepaired Machine or ask for a cancellation of the respective agreement for such Machine and get your money refunded.

The second paragraph does not apply.

What IBM Will Do to Correct Problems: *The following is added to this section:*

During the warranty period, transportation for delivery of the failing Machine to IBM will be at IBM's expense.

Limitation of Liability: *The following paragraph is added to this section:*

The limitations and exclusions specified in the Statement of Limited Warranty will not apply to damages caused by IBM with fraud or gross negligence and for express warranty.

The following sentence is added to the end of item 2:

IBM's liability under this item is limited to the violation of essential contractual terms in cases of ordinary negligence.

HUNGARY

Limitation of Liability: *The following is added at the end of this section:*

The limitation and exclusion specified herein shall not apply to liability for a breach of contract damaging life, physical well-being, or health that has been caused intentionally, by gross negligence, or by a criminal act.

The parties accept the limitations of liability as valid provisions and state that the Section 314.(2) of the Hungarian Civil Code applies as the acquisition price as well as other advantages arising out of the present Statement of Limited Warranty balance this limitation of liability.

IRELAND

What this Warranty Covers: *The following is added to this section:*

Except as expressly provided in these terms and conditions, all statutory conditions, including all warranties implied, but without prejudice to the generality of the foregoing all warranties implied by the Sale of Goods Act 1893 or the Sale of Goods and Supply of Services Act 1980 are hereby excluded.

Limitation of Liability: *The following replaces the terms of this section in its entirety:*

For the purposes of this section, a “Default” means any act, statement, omission, or negligence on the part of IBM in connection with, or in relation to, the subject matter of this Statement of Limited Warranty in respect of which IBM is legally liable to you, whether in contract or tort. A number of Defaults which together result in, or contribute to, substantially the same loss or damage will be treated as one Default occurring on the date of occurrence of the last such Default.

Circumstances may arise where, because of a Default, you are entitled to recover damages from IBM.

This section sets out the extent of IBM’s liability and your sole remedy.

1. IBM will accept unlimited liability for death or personal injury caused by the negligence of IBM.
2. Subject always to the **Items for Which IBM is Not Liable** below, IBM will accept unlimited liability for physical damage to your tangible property resulting from the negligence of IBM.
3. Except as provided in items 1 and 2 above, IBM’s entire liability for actual damages for any one Default will not in any event exceed the greater of 1) EUR 125,000, or 2) 125% of the amount you paid for the Machine directly relating to the Default.

Items for Which IBM is Not Liable

Save with respect to any liability referred to in item 1 above, under no circumstances is IBM, its suppliers or resellers liable for any of the following, even if IBM or they were informed of the possibility of such losses:

1. loss of, or damage to, data;
2. special, indirect, or consequential loss; or
3. loss of profits, business, revenue, goodwill, or anticipated savings.

SLOVAKIA

Limitation of Liability: *The following is added to the end of the last paragraph:*

The limitations apply to the extent they are not prohibited under §§ 373-386 of the Slovak Commercial Code.

SOUTH AFRICA, NAMIBIA, BOTSWANA, LESOTHO AND SWAZILAND

Limitation of Liability: *The following is added to this section:*

IBM's entire liability to you for actual damages arising in all situations involving nonperformance by IBM in respect of the subject matter of this Statement of Warranty will be limited to the charge paid by you for the individual Machine that is the subject of your claim from IBM.

UNITED KINGDOM

Limitation of Liability: *The following replaces the terms of this section in its entirety:*

For the purposes of this section, a "Default" means any act, statement, omission, or negligence on the part of IBM in connection with, or in relation to, the subject matter of this Statement of Limited Warranty in respect of which IBM is legally liable to you, whether in contract or tort. A number of Defaults which together result in, or contribute to, substantially the same loss or damage will be treated as one Default.

Circumstances may arise where, because of a Default, you are entitled to recover damages from IBM.

This section sets out the extent of IBM's liability and your sole remedy.

1. IBM will accept unlimited liability for:
 - a. death or personal injury caused by the negligence of IBM; and
 - b. any breach of its obligations implied by Section 12 of the Sale of Goods Act 1979 or Section 2 of the Supply of Goods and Services Act 1982, or any statutory modification or re-enactment of either such Section.
2. IBM will accept unlimited liability, subject always to the **Items for Which IBM is Not Liable** below, for physical damage to your tangible property resulting from the negligence of IBM.
3. IBM's entire liability for actual damages for any one Default will not in any event, except as provided in items 1 and 2 above, exceed the greater of 1) Pounds Sterling 75,000, or 2) 125% of the total purchase price payable or the charges for the Machine directly relating to the Default.

These limits also apply to IBM’s suppliers and resellers. They state the maximum for which IBM and such suppliers and resellers are collectively responsible.

Items for Which IBM is Not Liable

Save with respect to any liability referred to in item 1 above, under no circumstances is IBM or any of its suppliers or resellers liable for any of the following, even if IBM or they were informed of the possibility of such losses:

1. loss of, or damage to, data;
2. special, indirect, or consequential loss; or
3. loss of profits, business, revenue, goodwill, or anticipated savings.

Part 3 - Warranty Information

This Part 3 provides information regarding the warranty applicable to your Machine, including the warranty period and type of warranty service IBM provides.

Warranty Period

The warranty period may vary by country or region and is specified in the table below.

Note: “Region” means either Hong Kong or Macau Special Administrative Region of China.

A warranty period of 3 years on parts and 1 year on labor means that IBM provides warranty service without charge for:

1. parts and labor during the first year of the warranty period; and
2. parts only, on an exchange basis, in the second and third years of the warranty period. IBM will charge you for any labor provided in performance of the repair or replacement(s) in the second and third year of the warranty period.

Machine - NetXen 10 Gb 2-Port Ethernet Expansion Card for IBM BladeCenter

Country or Region of Purchase	Warranty Period	Type of Warranty Service*
Worldwide	1 year	1
* See “Types of Warranty Service” for the legend and explanations of warranty-service types.		

Types of Warranty Service

If required, IBM provides repair or exchange the above table and as described below. Warranty service may be provided by your reseller if approved by IBM to perform warranty service. Scheduling of service will depend upon the time of your call and is subject to parts availability. Service levels are response time objectives and are not guaranteed. The specified level of warranty service may not be available in all worldwide locations, additional charges may apply outside IBM's normal service area, contact your local IBM representative or your reseller for country and location specific information.

1. Customer Replaceable Unit ("CRU") Service

IBM provides replacement CRUs to you for you to install. CRU information and replacement instructions are shipped with your Machine and are available from IBM at any time on your request. Installation of Tier 1 CRUs is your responsibility. If IBM installs a Tier 1 CRU at your request, you will be charged for the installation. You may install a Tier 2 CRU yourself or request IBM to install it, at no additional charge, under the type of warranty service designated for your Machine. IBM specifies in the materials shipped with a replacement CRU whether a defective CRU must be returned to IBM. When return is required, 1) return instructions and a container are shipped with the replacement CRU, and 2) you may be charged for the replacement CRU if IBM does not receive the defective CRU within 30 days of your receipt of the replacement.

2. On-site Service

IBM or your reseller will either repair or exchange the failing Machine at your location and verify its operation. You must provide suitable working area to allow disassembly and reassembly of the IBM Machine. The area must be clean, well lit and suitable for the purpose. For some Machines, certain repairs may require sending the Machine to an IBM service center.

3. Courier or Depot Service*

You will disconnect the failing Machine for collection arranged by IBM. IBM will provide you with a shipping container for you to return your Machine to a designated service center. A courier will pick up your Machine and deliver it to the designated service center. Following its repair or exchange, IBM will arrange the return delivery of the Machine to your location. You are responsible for its installation and verification.

4. Customer Carry-In or Mail-In Service

You will deliver or mail as IBM specifies (prepaid unless IBM specifies otherwise) the failing Machine suitably packaged to a location IBM designates. After IBM has repaired or exchanged the Machine, IBM will make it available for your collection or, for Mail-in Service, IBM will return it to you at IBM's expense, unless IBM specifies otherwise. You are responsible for the subsequent installation and verification of the Machine.

5. CRU and On-site Service

This type of Warranty Service is a combination of Type 1 and Type 2 (see above).

6. CRU and Courier or Depot Service

This type of Warranty Service is a combination of Type 1 and Type 3 (see above).

7. CRU and Customer Carry-In or Mail-In Service

This type of Warranty Service is a combination of Type 1 and Type 4 (see above).

When a 5, 6 or 7 type of warranty service is listed, IBM will determine which type of warranty service is appropriate for the repair.

* This type of service is called ThinkPad EasyServ or EasyServ in some countries.

The IBM Machine Warranty World Wide Web site at http://www.ibm.com/servers/support/machine_warranties/ provides a worldwide overview of IBM's Limited Warranty for Machines, a Glossary of IBM definitions, Frequently Asked Questions (FAQs) and Support by Product (Machine) with links to Product Support pages. **The IBM Statement of Limited Warranty is also available on this site in 29 languages.**

To obtain warranty service contact IBM or your IBM reseller. In Canada or the United States, call 1-800-IBM-SERV (426-7378). In the EU countries, see the telephone numbers below.

EU Country Telephone List

Phone numbers are subject to change without notice. For the warranty service contact telephone number in a country subsequently added to the EU and not yet reflected in the list below, contact IBM in that country or visit the website above for a current telephone listing.

Austria -- +43-1-24592-5901	Latvia -- +386-61-1796-699
Belgium -- +32-70-23-3392	Lithuania -- +386-61-1796-699
Cyprus -- +357-22-841100	Luxembourg -- +352-298-977-5063
Czech Republic -- +420-2-7213-1316	Malta -- +356-23-4175
Denmark -- +45-4520-8200	Netherlands -- +31-20-514-5770
Estonia -- +386-61-1796-699	Poland -- +48-22-878-6999
Finland -- +358-8001-4260	Portugal -- +351-21-892-7147
France -- +33-238-557-450	Slovakia -- +421-2-4954-1217
Germany -- +49-1805-253553	Slovenia -- +386-1-4796-699

Greece -- +30-210-680-1700	Spain -- +34-91-714-7983
Hungary -- +36-1-382-5720	Sweden -- +46-8-477-4420
Ireland -- +353-1-815-4000	United Kingdom -- +44-0870-550-0900
Italy -- +39-800-820-094	

Appendix C. Notices

This information was developed for products and services offered in the U.S.A.

IBM may not offer the products, services, or features discussed in this document in other countries. Consult your local IBM representative for information on the products and services currently available in your area. Any reference to an IBM product, program, or service is not intended to state or imply that only that IBM product, program, or service may be used. Any functionally equivalent product, program, or service that does not infringe any IBM intellectual property right may be used instead. However, it is the user's responsibility to evaluate and verify the operation of any non-IBM product, program, or service.

IBM may have patents or pending patent applications covering subject matter described in this document. The furnishing of this document does not give you any license to these patents. You can send license inquiries, in writing, to:

*IBM Director of Licensing
IBM Corporation
North Castle Drive
Armonk, NY 10504-1785
U.S.A.*

INTERNATIONAL BUSINESS MACHINES CORPORATION PROVIDES THIS PUBLICATION "AS IS" WITHOUT WARRANTY OF ANY KIND, EITHER EXPRESS OR IMPLIED, INCLUDING, BUT NOT LIMITED TO, THE IMPLIED WARRANTIES OF NON-INFRINGEMENT, MERCHANTABILITY OR FITNESS FOR A PARTICULAR PURPOSE. Some states do not allow disclaimer of express or implied warranties in certain transactions, therefore, this statement may not apply to you.

This information could include technical inaccuracies or typographical errors. Changes are periodically made to the information herein; these changes will be incorporated in new editions of the publication. IBM may make improvements and/or changes in the product(s) and/or the program(s) described in this publication at any time without notice.

Any references in this information to non-IBM Web sites are provided for convenience only and do not in any manner serve as an endorsement of those Web sites. The materials at those Web sites are not part of the materials for this IBM product, and use of those Web sites is at your own risk.

IBM may use or distribute any of the information you supply in any way it believes appropriate without incurring any obligation to you.

Trademarks

The following terms are trademarks of International Business Machines Corporation in the United States, other countries, or both:

Active Memory	IBM	TechConnect
Active PCI	IBM (logo)	Tivoli
Active PCI-X	IntelliStation	Tivoli Enterprise
AIX	NetBAY	Update Connector
Alert on LAN	Netfinity	Wake on LAN
BladeCenter	Predictive Failure Analysis	XA-32
Chipkill	ServeRAID	XA-64
e-business logo	ServerGuide	X-Architecture
@server	ServerProven	XpandOnDemand
FlashCopy	System x	xSeries
i5/OS		

Intel, Intel Xeon, Itanium, and Pentium are trademarks or registered trademarks of Intel Corporation or its subsidiaries in the United States and other countries.

Microsoft, Windows, and Windows NT are trademarks of Microsoft Corporation in the United States, other countries, or both.

UNIX is a registered trademark of The Open Group in the United States and other countries.

Java and all Java-based trademarks and logos are trademarks of Sun Microsystems, Inc. in the United States, other countries, or both.

Adaptec and HostRAID are trademarks of Adaptec, Inc., in the United States, other countries, or both.

Linux is a trademark of Linus Torvalds in the United States, other countries, or both.

Red Hat, the Red Hat "Shadow Man" logo, and all Red Hat-based trademarks and logos are trademarks or registered trademarks of Red Hat, Inc., in the United States and other countries.

Other company, product, or service names may be trademarks or service marks of others.

Important notes

Processor speeds indicate the internal clock speed of the microprocessor; other factors also affect application performance.

CD drive speeds list the variable read rate. Actual speeds vary and are often less than the maximum possible.

When referring to processor storage, real and virtual storage, or channel volume, KB stands for approximately 1000 bytes, MB stands for approximately 1 000 000 bytes, and GB stands for approximately 1 000 000 000 bytes.

When referring to hard disk drive capacity or communications volume, MB stands for 1 000 000 bytes, and GB stands for 1 000 000 000 bytes. Total user-accessible capacity may vary depending on operating environments.

Maximum internal hard disk drive capacities assume the replacement of any standard hard disk drives and population of all hard disk drive bays with the largest currently supported drives available from IBM.

Maximum memory may require replacement of the standard memory with an optional memory module.

IBM makes no representation or warranties regarding non-IBM products and services that are ServerProven[®], including but not limited to the implied warranties of merchantability and fitness for a particular purpose. These products are offered and warranted solely by third parties.

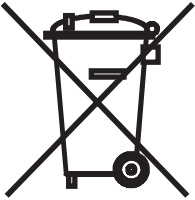
IBM makes no representations or warranties with respect to non-IBM products. Support (if any) for the non-IBM products is provided by the third party, not IBM.

Some software may differ from its retail version (if available), and may not include user manuals or all program functionality.

Product recycling and disposal

This unit must be recycled or discarded according to applicable local and national regulations. IBM encourages owners of information technology (IT) equipment to responsibly recycle their equipment when it is no longer needed. IBM offers a variety of product return programs and services in several countries to assist equipment owners in recycling their IT products. Information on IBM product recycling offerings can be found on IBM's Internet site at <http://www.ibm.com/ibm/environment/products/prp.shtml>.

Esta unidad debe reciclarse o desecharse de acuerdo con lo establecido en la normativa nacional o local aplicable. IBM recomienda a los propietarios de equipos de tecnología de la información (TI) que reciclen responsablemente sus equipos cuando éstos ya no les sean útiles. IBM dispone de una serie de programas y servicios de devolución de productos en varios países, a fin de ayudar a los propietarios de equipos a reciclar sus productos de TI. Se puede encontrar información sobre las ofertas de reciclado de productos de IBM en el sitio web de IBM <http://www.ibm.com/ibm/environment/products/prp.shtml>.



Notice: This mark applies only to countries within the European Union (EU) and Norway.

This appliance is labeled in accordance with European Directive 2002/96/EC concerning waste electrical and electronic equipment (WEEE). The Directive determines the framework for the return and recycling of used appliances as applicable throughout the European Union. This label is applied to various products to indicate that the product is not to be thrown away, but rather reclaimed upon end of life per this Directive.

注意: このマークは EU 諸国およびノルウェーにおいてのみ適用されます。

この機器には、EU 諸国に対する廃電気電子機器指令 2002/96/EC(WEEE) のラベルが貼られています。この指令は、EU 諸国に適用する使用済み機器の回収とリサイクルの骨子を定めています。このラベルは、使用済みになった時に指令に従って適正な処理をする必要があることを知らせるために種々の製品に貼られています。

Remarque : Cette marque s'applique uniquement aux pays de l'Union Européenne et à la Norvège.

L'étiquette du système respecte la Directive européenne 2002/96/EC en matière de Déchets des Equipements Electriques et Electroniques (DEEE), qui détermine les dispositions de retour et de recyclage applicables aux systèmes utilisés à travers l'Union européenne. Conformément à la directive, ladite étiquette précise que le produit sur lequel elle est apposée ne doit pas être jeté mais être récupéré en fin de vie.

In accordance with the European WEEE Directive, electrical and electronic equipment (EEE) is to be collected separately and to be reused, recycled, or recovered at end of life. Users of EEE with the WEEE marking per Annex IV of the WEEE Directive, as shown above, must not dispose of end of life EEE as unsorted municipal waste, but use the collection framework available to customers for the return, recycling, and recovery of WEEE. Customer participation is important to minimize any potential effects of EEE on the environment and human health due to the potential presence of hazardous substances in EEE. For proper collection and treatment, contact your local IBM representative.

Battery return program

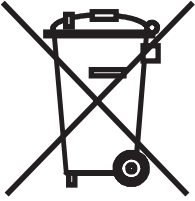
This product may contain a sealed lead acid, nickel cadmium, nickel metal hydride, lithium, or lithium ion battery. Consult your user manual or service manual for specific battery information. The battery must be recycled or disposed of properly. Recycling facilities may not be available in your area. For information on disposal of batteries outside the United States, go to <http://www.ibm.com/ibm/environment/products/batteryrecycle.shtml> or contact your local waste disposal facility.

In the United States, IBM has established a return process for reuse, recycling, or proper disposal of used IBM sealed lead acid, nickel cadmium, nickel metal hydride, and battery packs from IBM equipment. For information on proper disposal of these batteries, contact IBM at 1-800-426-4333. Have the IBM part number listed on the battery available prior to your call.

For Taiwan: Please recycle batteries.



For the European Union:



For California: Perchlorate material – special handling may apply. See <http://www.dtsc.ca.gov/hazardouswaste/perchlorate/>.

The foregoing notice is provided in accordance with California Code of Regulations Title 22, Division 4.5 Chapter 33. Best Management Practices for Perchlorate Materials. This product/part may include a lithium manganese dioxide battery which contains a perchlorate substance.

Electronic emission notices

Federal Communications Commission (FCC) statement

Note: This equipment has been tested and found to comply with the limits for a Class A digital device, pursuant to Part 15 of the FCC Rules. These limits are designed to provide reasonable protection against harmful interference when the equipment is operated in a commercial environment. This equipment generates, uses, and can radiate radio frequency energy and, if not installed and used in accordance with the instruction manual, may cause harmful interference to radio communications. Operation of this equipment in a residential area is likely to cause harmful interference, in which case the user will be required to correct the interference at his own expense.

Properly shielded and grounded cables and connectors must be used in order to meet FCC emission limits. IBM is not responsible for any radio or television interference caused by using other than recommended cables and connectors or by unauthorized changes or modifications to this equipment. Unauthorized changes or modifications could void the user's authority to operate the equipment.

This device complies with Part 15 of the FCC Rules. Operation is subject to the following two conditions: (1) this device may not cause harmful interference, and (2) this device must accept any interference received, including interference that may cause undesired operation.

Industry Canada Class A emission compliance statement

This Class A digital apparatus complies with Canadian ICES-003.

Avis de conformité à la réglementation d'Industrie Canada

Cet appareil numérique de la classe A est conforme à la norme NMB-003 du Canada.

Australia and New Zealand Class A statement

Attention: This is a Class A product. In a domestic environment this product may cause radio interference in which case the user may be required to take adequate measures.

United Kingdom telecommunications safety requirement

Notice to Customers

This apparatus is approved under approval number NS/G/1234/J/100003 for indirect connection to public telecommunication systems in the United Kingdom.

European Union EMC Directive conformance statement

This product is in conformity with the protection requirements of EU Council Directive 89/336/EEC on the approximation of the laws of the Member States relating to electromagnetic compatibility. IBM cannot accept responsibility for any failure to satisfy the protection requirements resulting from a nonrecommended modification of the product, including the fitting of non-IBM option cards.

This product has been tested and found to comply with the limits for Class A Information Technology Equipment according to CISPR 22/European Standard EN 55022. The limits for Class A equipment were derived for commercial and industrial environments to provide reasonable protection against interference with licensed communication equipment.

Attention: This is a Class A product. In a domestic environment this product may cause radio interference in which case the user may be required to take adequate measures.

European Community contact:

IBM Technical Regulations
Pascalstr. 100, Stuttgart, Germany 70569
Telephone: 0049 (0)711 785 1176
Fax: 0049 (0)711 785 1283
E-mail: tjahn@de.ibm.com

Taiwanese Class A warning statement

警告使用者：
這是甲類的資訊產品，在居住的環境中使用時，可能會造成射頻干擾，在這種情況下，使用者會被要求採取某些適當的對策。

Chinese Class A warning statement

聲 明

此为 A 级产品。在生活环境中，该产品可能会造成无线电干扰。在这种情况下，可能需要用户对其干扰采取切实可行的措施。

Japanese Voluntary Control Council for Interference (VCCI) statement

この装置は、情報処理装置等電波障害自主規制協議会（VCCI）の基準に基づくクラスA情報技術装置です。この装置を家庭環境で使用すると電波妨害を引き起こすことがあります。この場合には使用者が適切な対策を講ずるよう要求されることがあります。

Index

A

- adapter/switch-module interconnections,
 high-speed 6
- attention notices 5

B

- battery return program 51
- bay locations, BladeCenter unit 1
- BIOS code updates 17
- blade server
 - interconnections with expansion card
 and high-speed switch-modules 1,
 6, 8
 - network requirements 1
- BladeCenter components, upgrading
 device drivers, firmware, and BIOS
 code for 17
- BladeCenter documentation Web site 4
- boot code updates 13

C

- cable requirements 9
- caution statements 5
- Class A electronic emission notice 52
- command session, configuring 11
- communication requirements 1, 6, 8
- compatible BladeCenter options Web
 site 8
- components, major 6
- configuration
 - cable requirements 9
 - options 4
 - problems 18
- configuring a command session 11
- contact information
 - hardware service and support 20
 - service information for IBM systems
 and optional devices 20
 - software service and support 20
 - Taiwan product service 21

D

- danger statements 5
- device drivers
 - installing 13, 17
 - upgrading 17
- documentation
 - cable requirements 9
 - ordering 20
 - related 4

E

- electronic emission Class A notice 52
- Ethernet
 - expansion card 1, 10
 - high-speed switch-module
 (HSSM) 1, 6, 8
- expansion card
 - components 6
 - documentation 4
 - features, specifications, and
 standards 3
 - I/O-module bay locations 1
 - installation guidelines 7
 - installing 7, 10
 - interconnections with blade server
 and high-speed switch-modules 1,
 6, 8
 - network requirements 1, 6, 8
 - parts listing 15
 - product registration 3

F

- FCC Class A notice 52
- features 3
- firmware updates 13, 17

G

- getting help and technical assistance 19
- guidelines
 - handling static-sensitive devices 9
 - installation 7
 - system reliability 8

H

- handling static-sensitive devices 9
- hardware features 3
- hardware problems 17
- hardware requirements 1, 6, 8
- hardware service and support 20
- help and technical assistance 19
- high-speed device interconnections 1, 6, 8
- high-speed switch-module (HSSM)
 - documentation 4
 - network requirements 6, 8
- host channel adapter (HCA)
 - interconnections with blade server and high-speed switch-modules 1, 6, 8
 - network requirements 1
- host channel requirements 1, 6, 8
- hot-swap component 7
- HSSM (high-speed switch-module) 6, 8

I

- I/O-module bay locations 1
- IBM ServerProven list 8
- IBM Support Line 20
- important notices 5
- installation
 - guidelines 7
 - options 7
 - procedure 10
 - requirements 7
- installing
 - device drivers for operating systems 13, 17
 - expansion card 7, 10
 - high-speed switch module 6, 8
- inventory checklist 5

M

- major components 6
- Microsoft Windows operating system,
 - installing device drivers for 13

N

- network requirements 1, 6, 8
- notes 5
- notes, important 49

notices

- electronic emission 52
- FCC, Class A 52
- notices and statements 5

O

- obtaining warranty service
 - telephone numbers
 - European Union (EU) countries 45
 - United States and Canada 45
 - Web site, worldwide 45
- online product registration 3
- operating systems, installing device drivers for 13
- options
 - BladeCenter Web site 2, 8
 - configuring 4
 - IBM ServerProven list 8
 - installing 7
- ordering publications 20

P

- parts listing 15
- product
 - information 2
 - recycling 49
 - registration Web site 3
- protocols 3
- publications
 - ordering 20
 - related 4

R

- recycling
 - battery 51
 - product 49
- Red Hat Linux operating system,
 - installing device drivers for 13
- Red Hat operating system, installing
 - device drivers for 13
- registration, product 3
- related documentation 4
- requirements, hardware 1, 6, 8

S

- serial number, location of 3
- ServerProven list, IBM 8
- service and support 20
- service for IBM products 20
- software features 3
- software problems 17
- software service and support 20
- specifications 3
- standards 3
- statements and notices 5
- static-sensitive devices, handling 9
- support telephone numbers 20, 21
- support, Web site 19
- supported operating systems, Web site 13
- SUSE Linux operating system, installing
 - device drivers for 13
- switch module
 - documentation 4
 - high-speed 6, 8
 - I/O-module bay locations 1
 - interconnections with blade server and expansion card 1
 - network requirements 1
- system reliability 8

T

- Taiwan product service contact information 21
- technical assistance 19
- telephone numbers 20, 45
- trademarks 48
- troubleshooting
 - hardware 17
 - installation problems 17
 - software 17
 - system configuration problems 18

U

- United States electronic emission Class A notice 52
- United States FCC Class A notice 52
- updating NVRAM 13, 17
- upgrading device drivers, firmware, and BIOS code for BladeCenter components 17

W

- warranty service
 - telephone numbers
 - European Union (EU) countries 45
 - United States and Canada 45
 - types of 44
 - worldwide, through IBM Web site 45
- Web site
 - BladeCenter documentation 4, 9
 - compatible BladeCenter options 8
 - IBM BladeCenter products 20
 - IBM product information 2
 - IBM ServerProven list 2, 8
 - ordering publications 20
 - product recycling 49
 - product registration 3
 - software service and support 20
 - support 19
 - support line, telephone numbers 20
 - support telephone numbers 20
 - supported device drivers and utilities 17
 - supported operating systems 13
 - worldwide warranty service for IBM products 45



Part Number: 31R1752

Printed in USA

(1P) P/N: 31R1752

